

Ch 23. 전기장

1. Two small beads having positive charges $3q$ and q are fixed at the opposite ends of a horizontal, insulating rod, extending from the origin to the point $x = d$. As shown in Figure P23.10, a third small charged bead is free to slide on the rod. At what position is the third bead in equilibrium? Can it be in stable equilibrium?

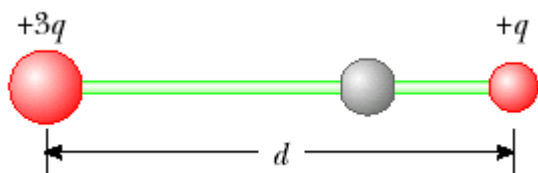


Figure P23.10

2. An airplane is flying through a thundercloud at a height of 2 000 m. (This is a very dangerous thing to do because of updrafts, turbulence, and the possibility of electric discharge.) If a charge concentration of $+40.0$ C is above the plane at a height of 3 000 m within the cloud and a charge concentration of -40.0 C is at height 1 000 m, what is the electric field at the aircraft?

3. Consider the electric dipole shown in Figure P23.22. Show that the electric field at a distant point on the $+x$ axis is $E_x \approx 4k_e qa/x^3$.

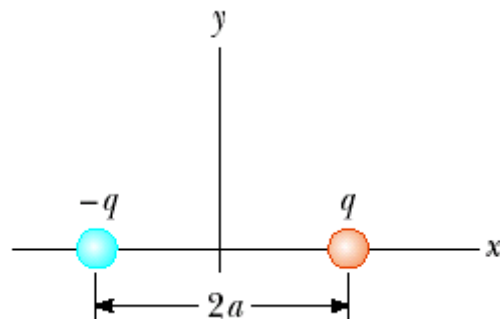


Figure P23.22

4. Protons are projected with an initial speed $v_i = 9.55 \times 10^3$ m/s into a region where a uniform electric field $\mathbf{E} = -720\hat{j}$ N/C is present, as shown in Figure P23.49. The protons are to hit a target that lies at a horizontal distance of 1.27 mm from the point where the protons cross the plane and enter the electric field in Figure P23.49. Find (a) the two projection angles θ that will result in a hit and (b) the total time of flight (the time interval during which the proton is above the plane in Figure P23.49) for each trajectory.

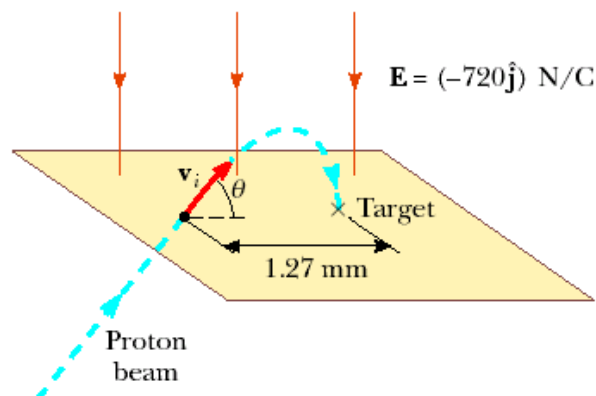


Figure P23.49

5. A line of positive charge is formed into a semicircle of radius $R = 60.0$ cm as shown in Figure P23.63. The charge per unit length along the semicircle is described by the expression $\lambda = \lambda_0 \cos \theta$. The total charge on the semicircle is $12.0 \mu\text{C}$. Calculate the total force on a charge of $3.00 \mu\text{C}$ placed at the center of curvature.

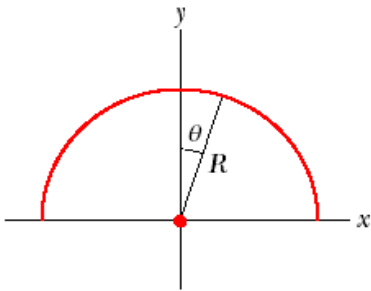


Figure P23.63

Ch. 24. 가우스 법칙

1. Four closed surfaces, S_1 through S_4 , together with the charges $-2Q$, Q , and $-Q$ are sketched in Figure P24.11. (The colored lines are the intersections of the surfaces with the page.) Find the electric flux through each surface.

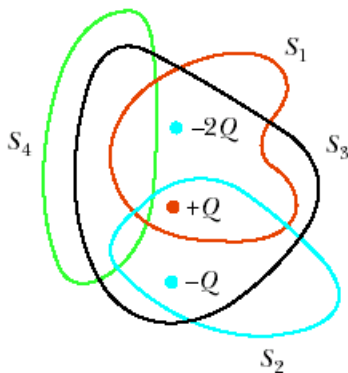


Figure P24.11

2. An infinitely long line charge having a uniform charge per unit length λ lies a distance d from point O as shown in Figure P24.19. Determine the total electric flux through the surface of a sphere of radius R centered at O resulting from this line charge. Consider both cases, where $R < d$ and $R > d$.

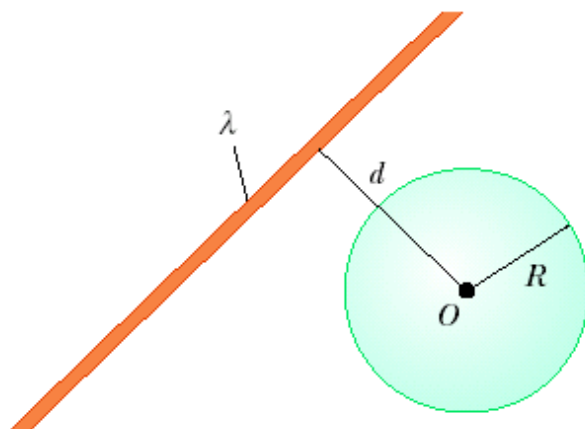


Figure P24.19

3. Consider a long cylindrical charge distribution of radius R with a uniform charge density ρ . Find the electric field at distance r from the axis where $r < R$.

4. A solid insulating sphere of radius a carries a net positive charge $3Q$, uniformly distributed throughout its volume. Concentric with this sphere is a conducting spherical shell with inner radius b and outer radius c , and having a net charge $-Q$, as shown in Figure P24.55. (a) Construct a spherical gaussian surface of radius $r > c$ and find the net charge enclosed by this surface. (b) What is the direction of the electric field at $r > c$? (c) Find the electric field at $r > c$. (d) Find the electric field in the region with radius r where $c > r > b$. (e) Construct a spherical gaussian surface of radius r , where $c > r > b$, and find the net charge enclosed by this surface. (f) Construct a spherical gaussian surface of radius r , where $b > r > a$, and find the net charge enclosed by this surface. (g) Find the electric field in the region $b > r > a$. (h) Construct a spherical gaussian surface of radius $r < a$, and find an expression for the net charge enclosed by this surface, as a function of r . Note that the charge inside this surface is less than $3Q$. (i) Find the electric field in the region $r < a$. (j) Determine the charge on the inner surface of the conducting shell. (k) Determine the charge on the outer surface of the conducting shell. (l) Make a plot of the magnitude of the electric field versus r .

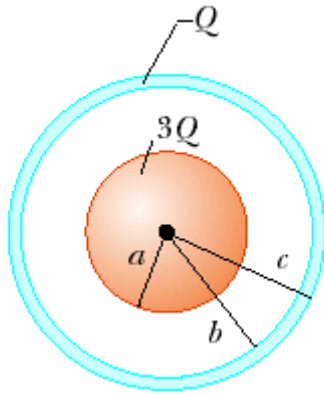


Figure P24.55

5. Two infinite, nonconducting sheets of charge are parallel to each other, as shown in Figure P24.62. The sheet on the left has a uniform surface charge density σ , and the one on the right has a uniform charge density $-\sigma$. Calculate the electric field at points (a) to the left of, (b) in between, and (c) to the right of the two sheets.




Figure P24.62